

ALABAMA STATE DEPARTMENT *of* EDUCATION

# FY2022 Funding Priorities

Joint Legislative Committee on Finances and Budgets  
January 26, 2021





Alabama  
Achieves

Alabama State Department of Education

ALABAMA STATE DEPARTMENT *of* EDUCATION



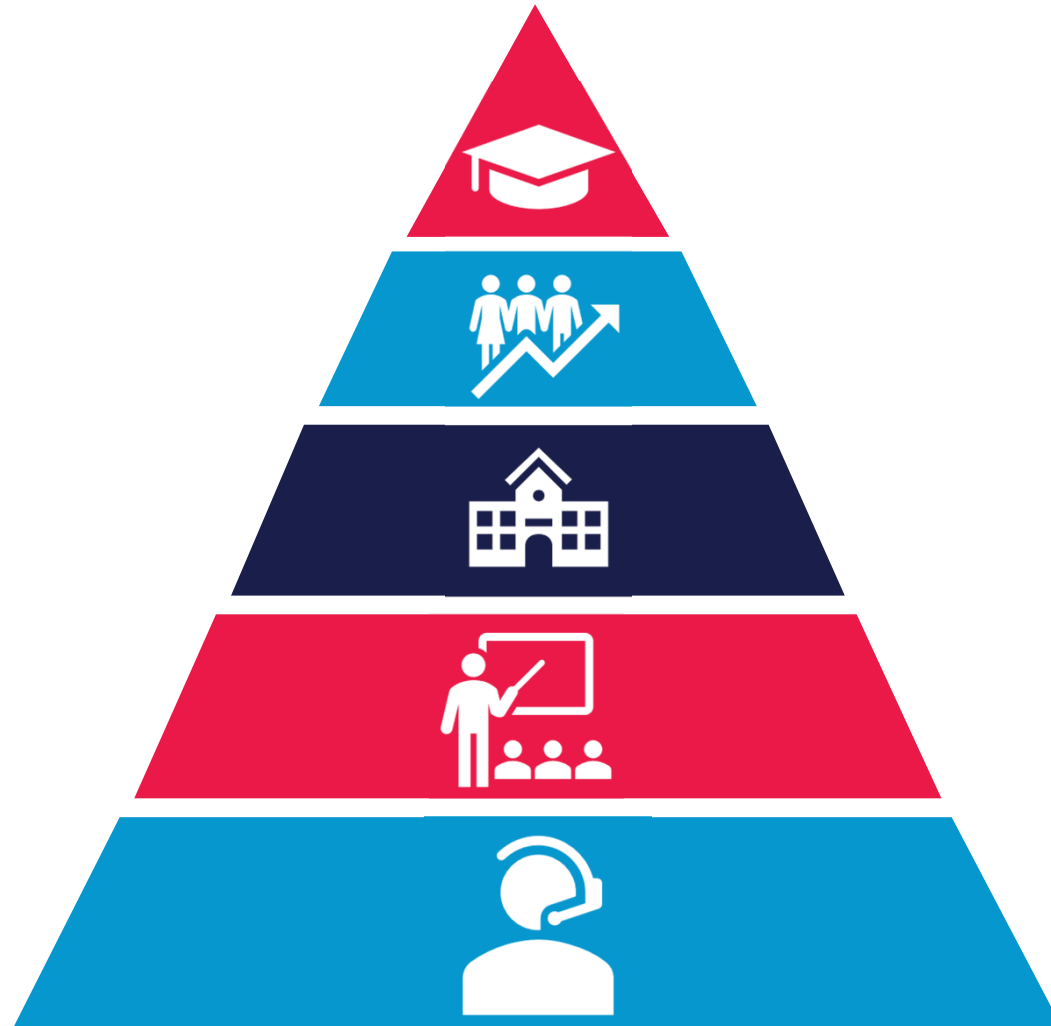
**Every Child.  
Every Chance.  
Every Day.**

## **Fundamental Questions**

1. Will it help our students become better readers?
2. Will it help our students be better prepared for success in Algebra?
3. Will it help our students become more productive, responsible citizens when they graduate and enter the workforce?



# Strategic Plan



Academic Growth & Achievement

College, Career, & Workforce Ready

Safe & Supportive Learning Environment

Highly Effective Educators

Customer Friendly Services


ALABAMA STATE DEPARTMENT *of* EDUCATION



# ACADEMIC GROWTH & ACHIEVEMENT



**Alabama  
Literacy Act**



**STEM  
AMSTI4all**

**ALABAMA STATE DEPARTMENT *of* EDUCATION**



# ACADEMIC GROWTH & ACHIEVEMENT



## Achievements

- LETRS** increased from 0 to 400 to 9,928, enrolling 1,833 totaling 11,761
- 54** Reading Specialists
- 15** Leadership Specialists who supported 730 K-3 schools and principals

ALABAMA READING INITIATIVE	Appropriation	Request
ARI (Local Reading Coaches)	\$59,675,601	\$59,675,601
English Learners (EL) Regional Specialists	-0-	\$2,000,000
Science of Reading/Multisensory Strategies Professional Development	\$9,835,735 (supplemental)	\$8,164,265
Summer Reading Camps	\$18,564,000	\$36,000,000
Before/After School Tutoring	-0-	\$7,850,000
Certified Academic Language Therapist Stipend	-0-	\$50,000



# ACADEMIC GROWTH & ACHIEVEMENT



## Achievements

- Modernized **AMSTI4all** model
- Fully aligned new math standards and textbooks to **NAEP**
- Piloted **31** Teachers in Residence in **62** schools impacting **685** classrooms
- Using **\$3M** of CARES Act to support professional development in Summers 2021, 2022, & 2023




ALABAMA MATH, SCIENCE, AND TECHNOLOGY INITIATIVE	Appropriation	Request
AMSTI	\$30,299,318	\$30,299,318
Teachers in Residence (TIRs) Move Supplement Coaches to Regional Staff	\$2,700,000 (supplemental)	\$3,000,000
55 Building-Based Coaches that will provide weekly support to underperforming schools which have scored below the state average of 46% (20-46%)	-0-	\$8,500,000



# ACADEMIC GROWTH & ACHIEVEMENT



## Achievements

-  Largest budget increase during 2021 for High Needs Special Education allowing school systems to receive grants for programs including behavior support, sensory, visual impairment services and support
-  Preschool supports
-  Increased EL supports – weighted distribution to systems

Special Populations	Appropriation	Request
Preschool Special Education	\$5,623,062	\$17,623,062
Gifted	\$3,825,000	\$13,825,000
High Needs Special Education Grant	\$9,750,000	\$25,000,000
Certified Behavioral Analyst Program	-0-	\$8,500,000
One Licensed Interpreter for each LEA based on need Deaf/Hard of Hearing Teachers	-0-	\$8,500,000
English Learners	\$14,155,334	\$14,155,334





# Teacher Stabilization Proposal

	Grade Level													Total	Increase (Decrease)
	0K	01	02	03	04	05	06	07	08	09	10	11	12		
2014-2015	57,907.16	64,196.41	58,401.19	56,050.11	55,502.63	55,281.32	54,906.00	56,279.65	57,481.95	61,975.22	57,234.97	52,269.75	49,964.64	737,451.00	
2015-2016	55,564.80	63,206.90	58,760.75	57,975.45	55,833.30	55,349.25	54,900.45	55,164.10	55,792.55	60,554.75	57,722.35	53,383.05	50,662.45	734,870.15	(2,580.85)
2016-2017	55,407.35	60,535.85	57,698.35	58,583.10	57,916.60	55,775.10	55,233.05	55,236.55	55,052.00	58,733.10	57,054.35	54,537.05	52,356.40	734,118.85	(751.30)
2017-2018	54,912.50	60,069.15	55,729.10	57,563.30	58,526.95	57,901.85	55,690.80	55,604.60	55,207.40	57,311.05	55,333.85	53,927.45	52,846.80	730,624.80	(3,494.05)
2018-2019	54,594.45	59,794.75	55,136.15	55,463.60	57,430.55	58,477.45	57,727.15	55,983.40	55,355.40	57,335.95	54,394.00	52,504.50	52,017.60	726,214.95	(4,409.85)
2019-2020	55,946.40	59,786.55	55,059.55	54,949.65	55,709.25	57,794.10	58,916.05	58,320.50	56,192.40	57,851.75	54,599.60	51,742.15	50,855.15	727,723.10	1,508.15
2020-2021	52,921.45	58,297.15	54,079.40	53,782.25	53,824.05	54,963.05	57,148.20	58,725.85	57,908.60	57,753.30	55,685.60	52,358.00	50,515.50	717,962.40	(9,760.70)
Change 20-21	(3,024.95)	(1,489.40)	(980.15)	(1,167.40)	(1,885.20)	(2,831.05)	(1,767.85)	405.35	1,716.20	(98.45)	1,086.00	615.85	(339.65)	(9,760.70)	




# Sample Staff Stabilization Allotment

System Name	2019-2020 ADM	2020-2021 ADM	Change	Estimated Staff Stabilization Allotment
System A	8,203.05	7,817.05	(386.00)	\$ 2,420,606
System B	18,495.00	18,165.45	(329.55)	\$ 2,066,608
System C	1,823.30	1,579.85	(243.45)	\$ 1,526,675
System D	5,053.20	4,824.95	(228.25)	\$ 1,431,356
System E	6,758.90	6,531.35	(227.55)	\$ 1,426,966
System F	4,800.90	4,802.05	1.15	N/A
System G	1,612.30	1,614.45	2.15	N/A
System H	1,138.95	1,145.40	6.45	N/A




# COLLEGE, CAREER, & WORKFORCE READY



**Computer  
Science**



**Career Technical  
Education**



**Jobs for Alabama  
Graduates**



**Dual Enrollment &  
Advanced Placement**



**Credentials**





**ALABAMA STATE DEPARTMENT *of* EDUCATION**



# COLLEGE, CAREER, & WORKFORCE READY



## Achievements

-  **191** teachers received professional development in Computer Science to support **3,766** students in **169** schools
-  On pace to reach Gov's goal with **100%** graduation rate in **30** JAG programs
-  **173,165** CTE students took **556** courses in **16** career clusters
-  **120%** growth in CTE Credentials

Career Technical Education	Appropriation	Request
Computer Science for Alabama Program (CS4AL)	\$2,000,000	\$3,000,000
Jobs for Alabama's Graduates	\$1,550,742	\$4,550,742
Career Tech Initiative	\$8,327,239	\$19,327,239
Career Tech Operations and Maintenance	\$5,000,000	\$7,000,000



## COLLEGE, CAREER, & WORKFORCE READY



### Achievements

- Alabama's high school seniors of 2019 graduated at the highest rate the state has ever reported, **92%**
- 80%** were rated college and career ready
- Alabama's reported high school graduation rate now ranks **No. 7** among U.S. states.




**PARCA**


ALABAMA STATE DEPARTMENT *of* EDUCATION




# SAFE & SUPPORTIVE LEARNING ENVIRONMENT



Mental Health



Nurses



Supports

ALABAMA STATE DEPARTMENT *of* EDUCATION



# SAFE AND SUPPORTIVE LEARNING ENVIRONMENT



## Achievements

 **102** Mental Health Service Coordinators

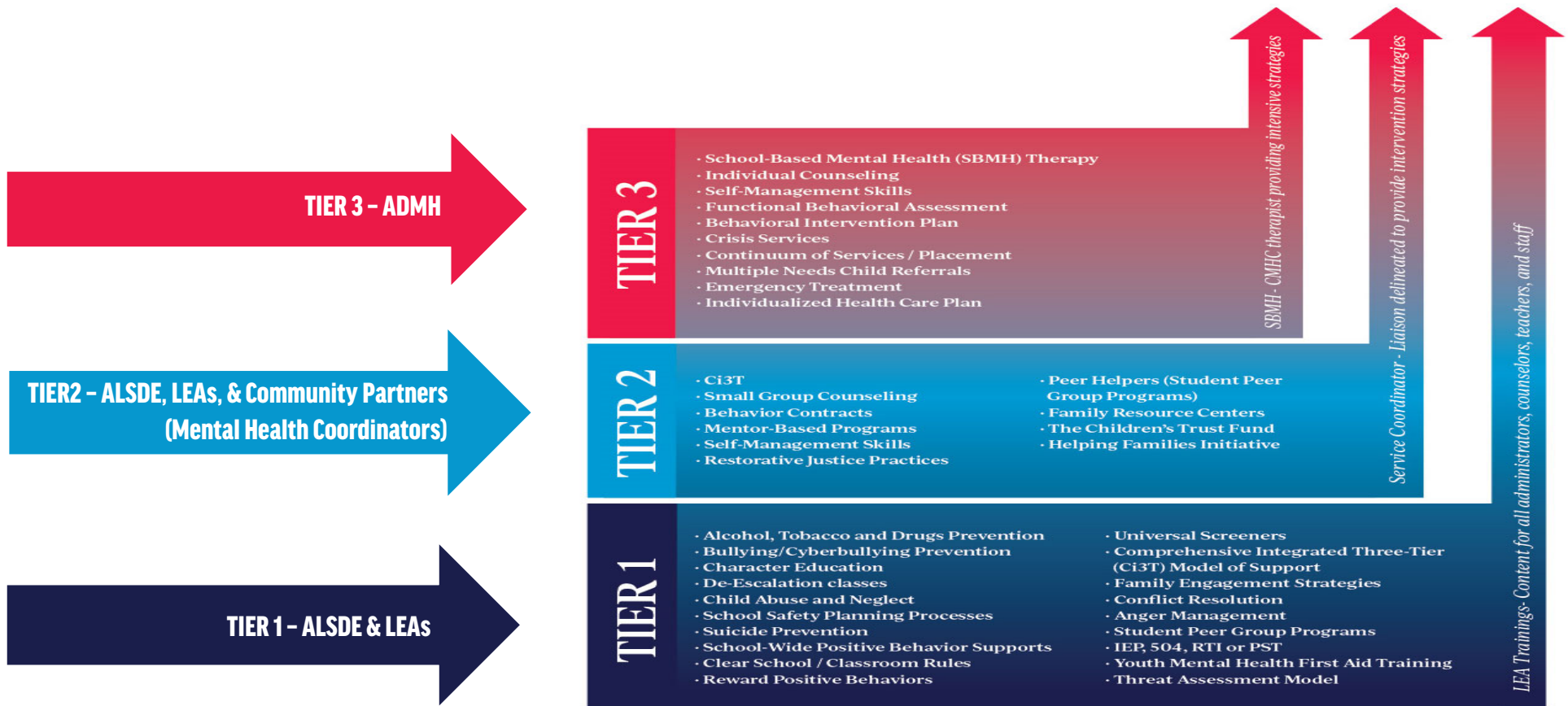
 **804** RNs and **600** LPNs for **1,463** schools

 State funded – **573** RNs and **370** LPNs for **1,463** schools

School Safety, Security, and Climate	Appropriation	Total Request
Regional Safety Training Specialists	\$800,000	\$800,000
Mental Health Collaborative training	\$250,000	\$250,000
Mental Health Service Coordinator	\$4,530,000	\$6,728,000
School Nurses	\$33,993,095	\$60,000,000



# SAFE AND SUPPORTIVE LEARNING ENVIRONMENT









# HIGHLY EFFECTIVE EDUCATORS



**Online Certification  
Portal**



**Professional  
Development**



**Teacher  
Recruitment**

**ALABAMA STATE DEPARTMENT *of* EDUCATION**



# HIGHLY EFFECTIVE EDUCATORS



## Achievements

- 72** CALTS in Alabama with **32** new candidates awarded scholarships
- 575** NBCT scholarships awarded to 1<sup>st</sup> time candidates
- 1,487** received base supplement, **410** received additional supplement
- Ongoing** – Online Certification & Teacher Recruitment Campaign

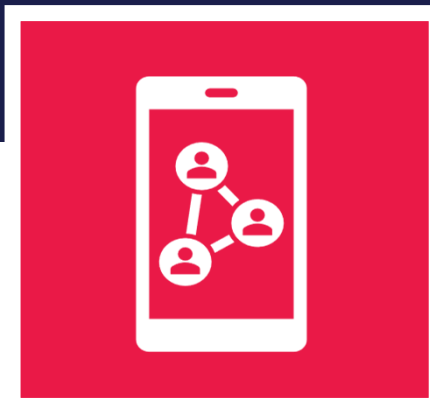
	Appropriation	Request
Certified Academic Language Therapist Stipend Program	-0-	\$50,000
National Board-Certified Teachers	\$11,427,424	\$13,712,908
High-Quality Teacher Recruitment Campaign	\$1,000,000 (supplemental)	\$1,000,000
Online High-Speed Teacher Certification Portal	-0-	\$450,000



# CUSTOMER-FRIENDLY SERVICES



New Website



Engaging  
Social Media



**ALABAMA STATE DEPARTMENT *of* EDUCATION**



# CARES Funds

## CARES Round 1

**GEER 1**  
**\$48 Million**  
Spent by  
Sept. 2022

**CRF**  
**\$1.8 Billion**  
Spent by Dec. 2021

**ESSER 1**  
**\$216 Million**  
Spent by  
Sept. 2022

**\$70 Million**  
**Health & Wellness**  
Spent in 2020

**\$100 Million Remote**  
**Learning Devices**  
Spent in 2020

**\$100 Million**  
**ABC for Students**  
**(ADECA)**  
Extended through  
Spring

## CARES Round 2

**GEER 2**  
**\$67 Million**  
**(Estimated)**  
\$21.5M Public  
\$45.5M Non-public

**OTHER**

- FCC Broadband
- Pandemic EBT

**ESSER 2**  
**\$899 Million (Estimated)**

*In addition to authorized uses of ESSER 1 funds, additional authorized uses include:*

- Addressing learning loss among students
- Certain school facility repairs and improvements related to virus
- Certain improvements to indoor air quality



# FY22 Budget Request

## Alabama State Department of Education ETF Budget Request - FY 2022

Line Item	Appropriation		ALSDE Request		ALSDE Request Over (Under) FY21
	2021	2022			
Administrative Services Program					
SDE Operations and Maintenance	\$ 24,381,092	\$ 25,381,092	\$ 1,000,000		
Children First Trust Fund	3,050,000	3,050,000	-		
ACCESS - Distance Learning	20,165,768	24,948,943	4,783,175		
Advanced Placement	7,421,179	9,421,179	2,000,000		
Alabama Holocaust Commission	70,000	70,000	-		
Alabama Math, Science, and Technology Initiative	30,299,318	41,799,318	11,500,000		
* Teachers in Residence (TIRs)	-	3,000,000	3,000,000		
* Building Based Coaches for LS1 schools	-	8,500,000	8,500,000		
Alabama Reading Initiative	59,675,601	59,675,601	-		
* For provisions of the Alabama Literacy Act			-		
Science of Reading/Multisensory Strategies PD		8,164,265	8,164,265		
Summer Programs	18,564,000	18,564,000	-		
Before/After School Tutoring		7,850,000	7,850,000		
ELL Specialists	-	2,000,000	2,000,000		
Certified Academic Language Therapist Stipend Program	-	400,000	400,000		
Arts Education	1,300,000	1,300,000	-		
Children's Eye Screening and Follow-Up Eye Care	2,896,460	2,896,460	-		
CLAS Certified Instructional Leader Program	548,000	548,000	-		
Computer Science For Alabama (CS4AL) Program	2,000,000	3,000,000	1,000,000		
Ear Institute Alabama	335,000	335,000	-		
English Language Learners (ELL)	14,155,334	14,155,334	-		
High Needs Special Education Grant Program	9,750,000	25,000,000	15,250,000		
Juvenile Probation Officers	750,000	750,000	-		
Local School/System Improvement (At-Risk)	9,240,633	9,240,633	-		
Military Children Support Plan	800,000	800,000	-		
Online High-Speed Teacher Certification Portal	-	450,000	450,000		
School Safety, Security and Climate			-		
* Regional Safety Training Specialists	800,000	800,000	-		
* Mental Health Collaborative (Training)	250,000	250,000	-		
* Mental Health Service Coordinator Program	4,530,000	6,728,000	2,198,000		
State Charter School Commission	800,000	800,000	-		
Student Assessment	19,405,117	19,405,117	-		
Tenure Personnel Hearings	200,000	200,000	-		
Total Administrative Services Program	231,387,502	299,482,942	68,095,440		
Financial Assistance Program					
Alabama Baseball Coaches Association	50,000	50,000	-		
Alabama Football Coaches Association	125,000	125,000	-		
Alabama Science in Motion Program	1,583,796	1,583,796	-		
Alabama Teacher Mentor Program	4,000,000	4,000,000	-		
American Village	250,000	250,000	-		
Bullying Prevention Project	1,000,000	1,000,000	-		
Career Tech Initiative	8,327,239	19,327,239	11,000,000		
Children's Hospital	703,546	703,546	-		
Coach Safety Initiative	400,000	400,000	-		
Early Childhood Classroom Assessment	2,750,000	2,750,000	-		
Future Teachers of Alabama	250,000	250,000	-		
Gifted Students Program	3,825,000	13,825,000	10,000,000		

Page 1 of 2

## Alabama State Department of Education ETF Budget Request - FY 2022

Line Item	Appropriation		ALSDE Request		ALSDE Request Over (Under) FY21
	2021		2022		
Healthy Eating, Active Living (HEAL, Inc.)	600,000		600,000		-
Helping Families Initiative	1,000,000		1,000,000		-
High Hopes for Alabama Students	7,980,287		7,980,287		-
Hudson Alpha Institute	1,000,000		1,000,000		-
Jobs for Alabama's Graduates	1,550,742		4,550,742		3,000,000
Kindervision	100,000		100,000		-
Liability Insurance Program	8,440,628		8,440,628		-
Marketing Campaign for Teachers	-		1,000,000		1,000,000
Liberty Learning Foundation	275,000		275,000		-
National Board for Professional Teaching Standards	11,427,424		13,712,908		2,285,484
National Board Certification of Teachers	750,000		750,000		-
Professional Development/Computer Training	-		-		-
* Middle School Computer Programming Initiative	613,907		613,907		-
* PD of Educators on SpEd	188,907		188,907		-
* Principal Mentoring Program	438,907		500,000		61,093
* Computer Science Professional Development	300,000		300,000		-
* Technology in Motion Program	857,192		1,600,000		742,808
Reading is Fundamental Program	30,000		30,000		-
Robotics Grant Program	775,000		775,000		-
Southern Research Institute	1,000,000		1,000,000		-
Southwest School of Deaf and Blind	198,865		198,865		-
Special Education Pre-School Program	5,623,062		17,623,062		12,000,000
Special Education Certified Behavior Analyst Program	-		8,500,000		8,500,000
Special Education Licensed Interpreters/Deaf, HOH Teachers	-		8,500,000		8,500,000
Symphony in Education Program	100,000		100,000		-
Teach for America	747,000		747,000		-
Teacher-in-Service Centers	2,959,080		2,959,080		-
Technology Infrastructure	-		40,000,000		40,000,000
<b>Total Financial Assistance Program</b>	<b>70,220,582</b>		<b>167,309,967</b>		<b>97,089,385</b>
<b>Local Education Agencies</b>					
Foundation Program	3,956,777,507		4,096,338,424		139,560,917
<b>One-time COVID 19 Hold Harmless/Staff Stabilization Allocation</b>	<b>-</b>		<b>95,399,783</b>		<b>95,399,783</b>
Transportation - Fleet Renewal	47,083,530		48,496,036		1,412,506
Transportation - Operations	328,697,910		358,697,910		30,000,000
At-Risk	19,567,734		19,567,734		-
Current Units	13,109,561		13,109,561		-
Board of Adjustment	750,800		750,800		-
School Nurses	33,993,095		60,000,000		26,006,905
Career Tech Operations & Maintenance	5,000,000		7,000,000		2,000,000
Information Technology Services Program	8,775,573		8,775,573		-
<b>Total Local Education Agencies - ETF</b>	<b>4,413,755,710</b>		<b>4,708,135,821</b>		<b>294,380,111</b>
<b>Grand Total</b>	<b>\$ 4,716,947,590</b>		<b>\$ 5,176,512,526</b>		<b>\$ 459,564,936</b>

Page 2 of 2

ALABAMA STATE DEPARTMENT of EDUCATION



Alabama  
Achieves

Alabama State Department of Education

ALABAMA STATE DEPARTMENT *of* EDUCATION