

Alabama Medicaid 2022 Budget Hearing

January 28, 2021

Stephanie McGee Azar
Commissioner
Alabama Medicaid Agency



AGENDA

- Overview
- FY 2022 Budget
- FY 2022 Potential Financial Risks



Medicaid Overview



Who Does Alabama Medicaid Serve?

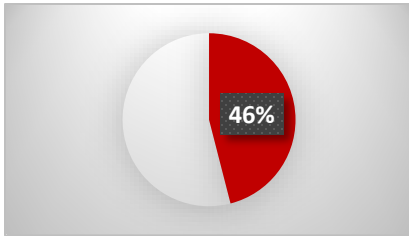
FY 2019 by Date of Service

Disabled and Blind

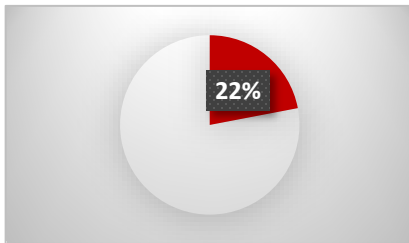
Any Age

Most determined by the Social Security Office and have automatic Medicaid eligibility.

% of Expenditures



% of Members



\$12,596

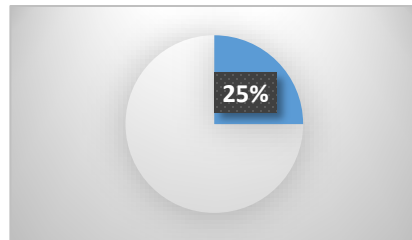
Per Member Per Year

Children

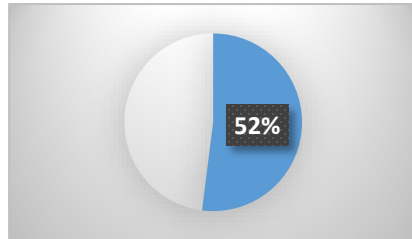
Age 0-18

Children in families below 146% of the Federal Poverty Rate.

% of Expenditures



% of Members



\$2,874

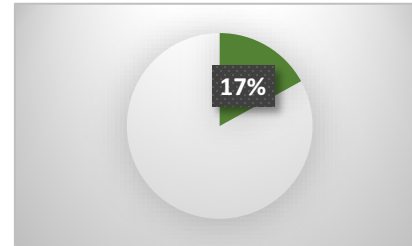
Per Member Per Year

Aged

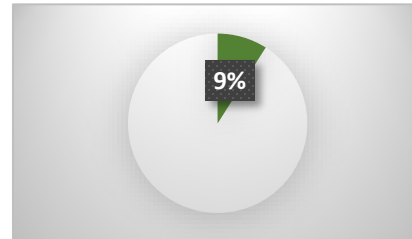
Age 65 and Over

Adults who are in poverty. Almost all are also covered by Medicare.

% of Expenditures



% of Members



\$10,568

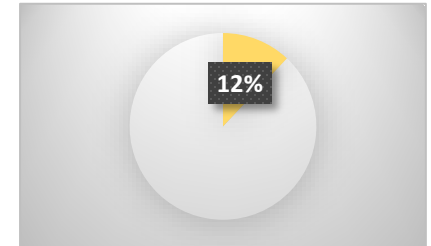
Per Member Per Year

Other Categories

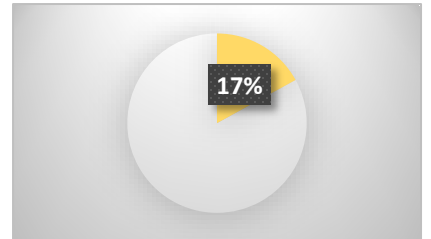
Age 19-64

Other adults including pregnant women, parent caretakers, and family planning services.

% of Expenditures



% of Members



\$4,186

Per Member Per Year

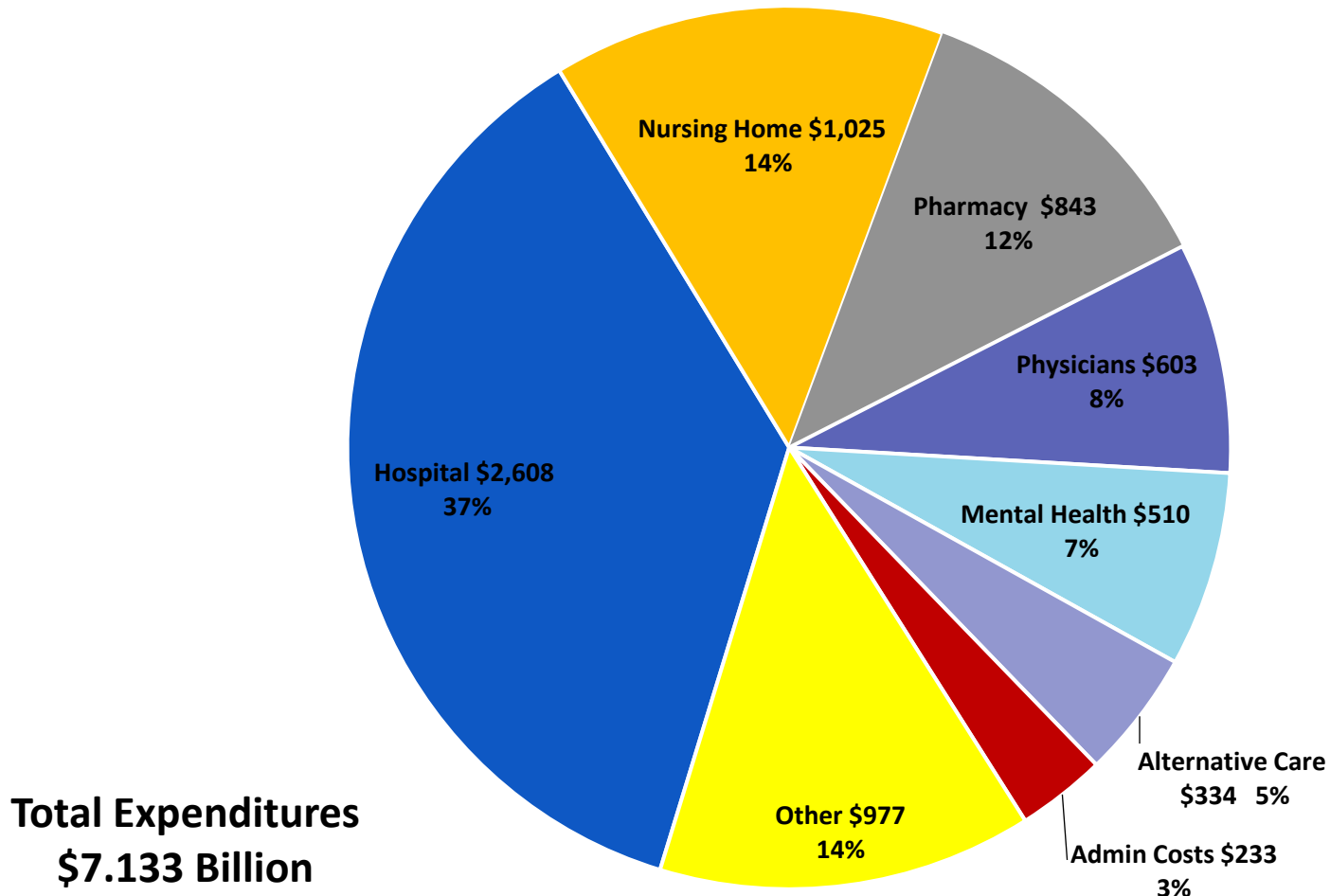
Expenditures, dates of service, include claims, capitations, and access payments based on dates of service in FY 2019.

PMPY calculations not for the purpose of determining managed care rates and do not align to date paid numbers.



FY 2020 Medicaid Expenditure Analysis

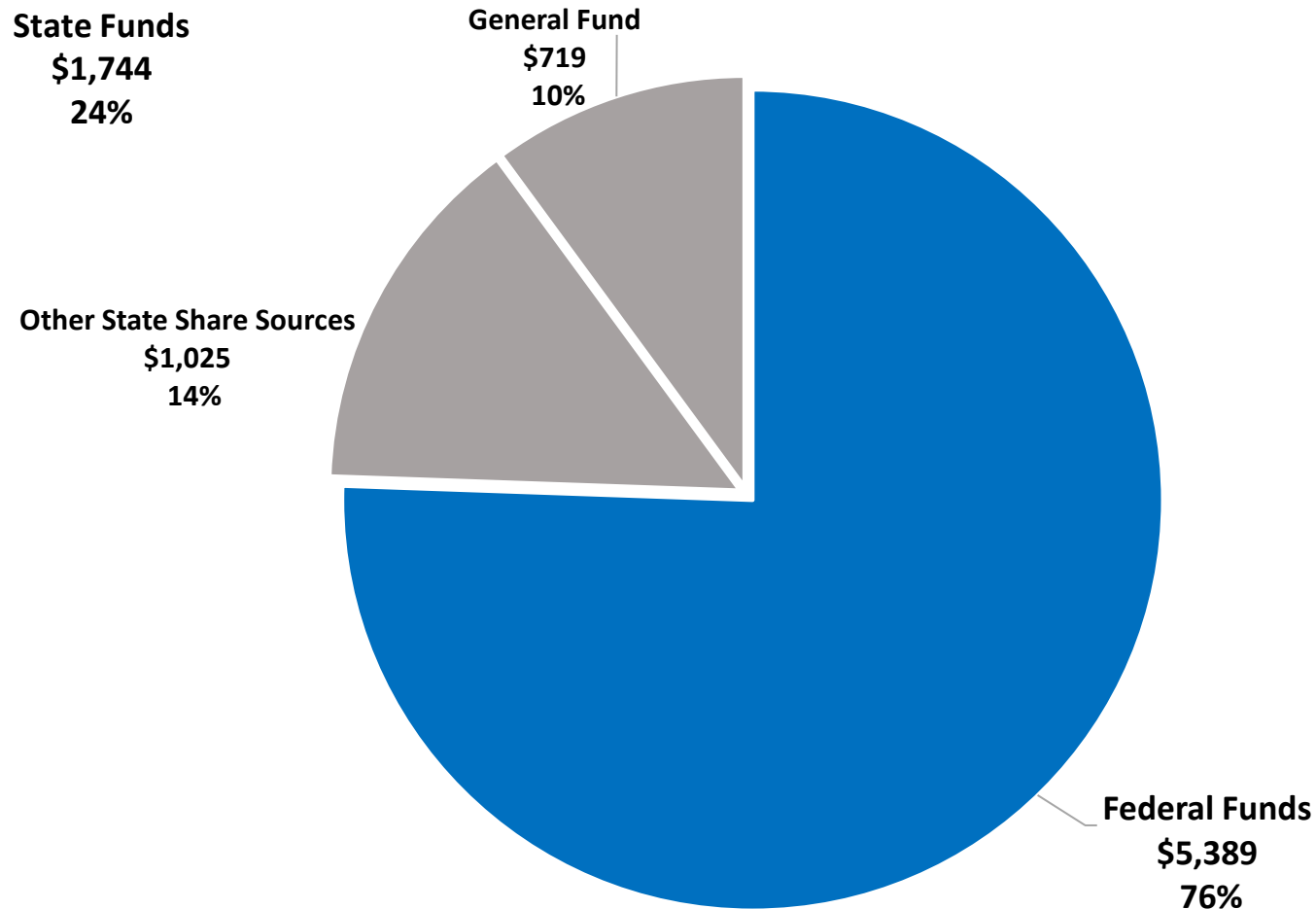
Benefit Payments and Administrative Costs (in millions)



FY 2020 Medicaid Funding Analysis

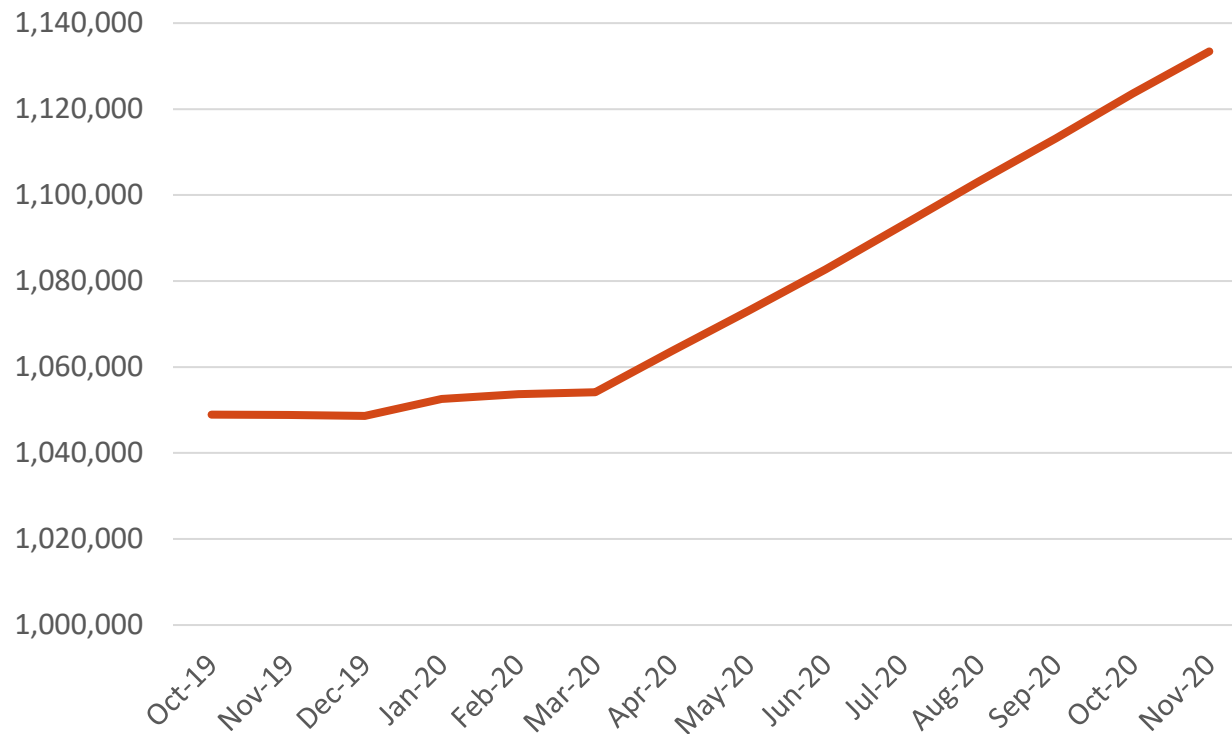
State and Federal Funding (in millions)

FY 20 Source of Funds: \$7.133 Billion



FY 2020 – FY 2021*

Medicaid Monthly Total Enrollment

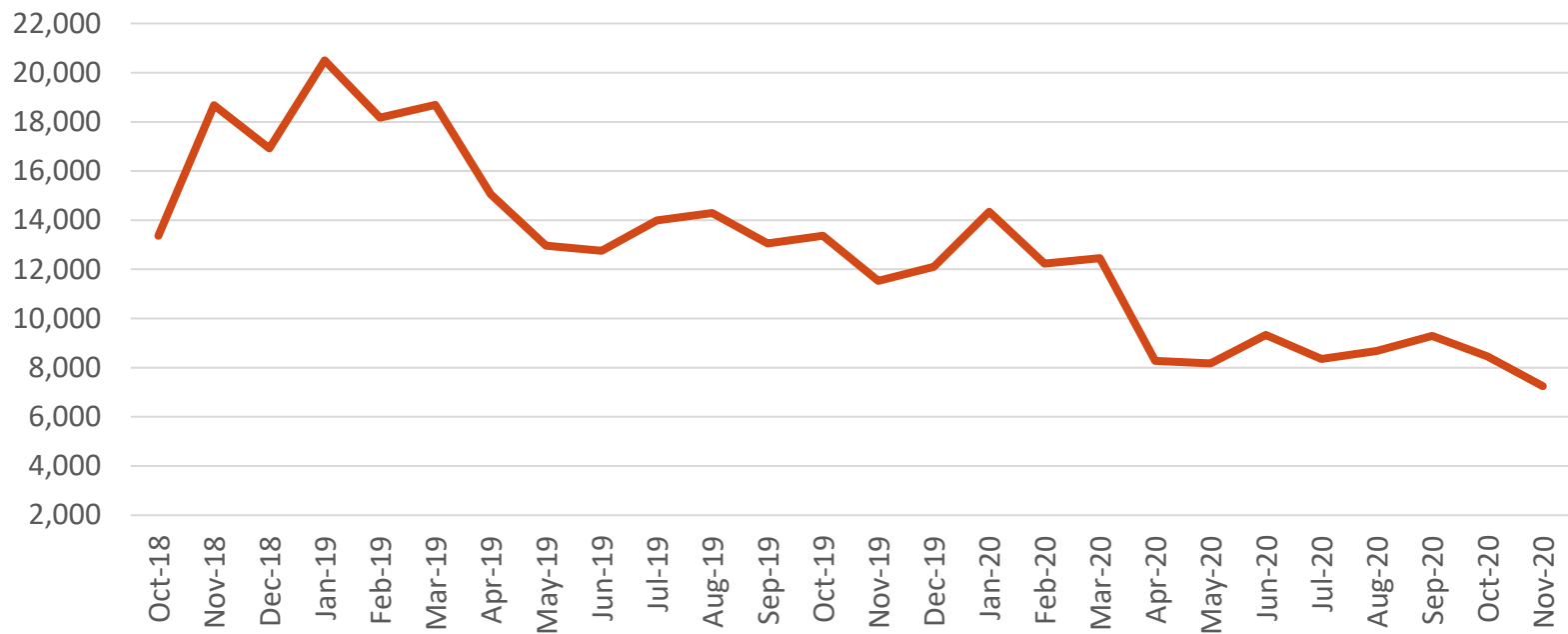


**FY 2021 enrollment is year-to-date through October 2020*



FY 2019 – FY 2021*

Applications Received by Month



*FY 2021 applications received through November 2020



FY 2022 Budget



Alabama Medicaid 2022 State Funding Need

• Total Funding Need	\$ 947 million
• Projected Carryforward	\$ 252 million
Committed for Recipient Benefits and FMAP Reserves	\$ 74 million
Less Carryforward	-\$178 million
• General Fund Request	\$ 769 million

FY 2021 Appropriation \$820 million



Factors Affecting 2022 vs. 2021 Request

Normal Factors:

- Carryforward
- FMAP Changes
- Recurring inflationary increases
 - Nursing Homes
 - Pharmacy
 - Medicare Part B Insurance

COVID-19 Factors:

- Increase in provider cost of doing business
- Unemployment impact on enrollment
- Public Health Emergency end date



FY 2022 Potential Financial Risks



Potential Financial Risks Post-COVID-19

- Eligibility redeterminations on regular state FMAP
- Financial needs of providers once federal dollars are diminished
- Increase in utilization
- Increased payment for vaccine administration



Questions

